





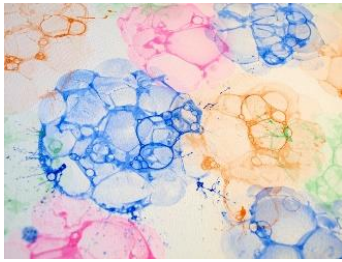


★ Maths (TTRS)	★ Reading	★ Spellings
<p>Science – Grow a sunflower and watch it grow. Put a photo in your book and write what a flower needs to grow.</p>  <p>BEGIN 1ST IF YOU WISH TO DO THIS TASK, THEN ADD THE PHOTO TOWARDS THE END OF THE TERM.</p>	<p>Geography – Write an information page on Clacton-on-Sea.</p>  <ul style="list-style-type: none"> • Where is it? • What will you find there? • What things are you able to do there? 	<p>Art – Make a 3d seaside creature.</p>  <p>Example: Use play dough or recyclable objects to make an octopus.</p>
 <p>Art – Create a picture of the seaside. Use different forms of media such as paints and colouring pencils.</p>	<p>Science - Go for a walk in your local area with a grown up. Create a table to list the natural and man-made features near you.</p>	<p>PSHCE – Reflect on this year.</p> <ul style="list-style-type: none"> • What did you really enjoy about Year 2? • What have you learnt while being in Year 2? • What are you looking forward to in year 3? 
<p>RE – Create an information text explaining a festival you celebrate.</p> <p>Make sure to use different colours and pictures!</p>	 <p>Art – Make a seaside in a jar.</p>	<p>Art – Have a go at creating your own bubble painting.</p> 

Expectations

1. **Homework** – Complete at least 1 task per week. Homework is due on a Wednesday.
2. **Spellings** - will be given out on Fridays for a test the following Friday.
3. **Reading** – Recommended minimum 10 minutes each night.
4. **Timetables** – Practise the 2, 5 and 10 times tables.