









Home Learning	Year: 4	Term: Summer 2	Topic: Ancient Egyptians
---------------	---------	----------------	--------------------------

Reading (books in book bags and to be recorded daily in reading record).	Spellings (practise daily, test on fortnightly on Friday).	Times tables (practise daily using Times Tables Rock Stars) and Times Table sheets.	Children should read daily at home even if they have read to an adult in school.
<p>Create an ancient Egyptian artefact. This could be a mask, pyramid, item of jewellery, a canopic jar. You could use clay, card or papier mâché. This may take more than one week.</p> <p style="text-align: right;">Date: <input style="width: 100px;" type="text"/></p>	<p>Choose a desert animal and label it's characteristics. Explain how each characteristic is suited to the conditions of the environment.</p> <div style="display: flex; align-items: center;">  <div style="flex-grow: 1;"> <p style="font-size: small;">Date: <input style="width: 100px;" type="text"/></p> </div> </div>	<p>Create a 'Did you know?' poster about your favourite Egyptian god or goddess.</p> <div style="display: flex; align-items: center;">  <div style="flex-grow: 1;"> <p style="font-size: small;">Date: <input style="width: 100px;" type="text"/></p> </div> </div>	
<div style="display: flex; align-items: center;">  <div style="flex-grow: 1;"> <p>Design your own hieroglyphic alphabet using pictures relevant o life today.</p> <p style="text-align: right;">Date: <input style="width: 100px;" type="text"/></p> </div> </div>	<p>Design your own animal and the habitat it lives in. How is the animal adapted to live in the environment you have chosen? Create a 3D model to show the animal and its habitat.</p> <p style="text-align: right;">Date: <input style="width: 100px;" type="text"/></p>	<p>Design and make your own tuned or untuned instrument.</p> <div style="display: flex; align-items: center;">   <div style="flex-grow: 1;"> <p style="font-size: small;">Date: <input style="width: 100px;" type="text"/></p> </div> </div>	
<p>After mummification, people were buried in a tomb wearing a death mask. Design a new death mask for a deceased pharaoh.</p> <div style="display: flex; align-items: center;">  <div style="flex-grow: 1;"> <p style="font-size: small;">Date: <input style="width: 100px;" type="text"/></p> </div> </div>	<p>Create a piece of art in the style of Alaa Awad. Use a theme inspired by Ancient Egypt.</p> <div style="display: flex; align-items: center;">  <div style="flex-grow: 1;"> <p style="font-size: small;">Choose paint, pencil, or mosaic. Use bold colours.</p> <p style="text-align: right;">Date: <input style="width: 100px;" type="text"/></p> </div> </div>	<p>Research and write a fact file about your favourite athlete. You could choose from Jessica Ennis, Mo Farah, Ellie Simmonds, Usain Bolt or an athlete of your choice.</p> <div style="display: flex; align-items: center;">  <div style="flex-grow: 1;"> <p style="font-size: small;">Date: <input style="width: 100px;" type="text"/></p> </div> </div>	

Expectations

One activity per week should be chosen from the table above. Please date each box once the task is complete. Yellow book homework and spellings (red book) should be completed independently, to a good standard and returned to school on **Thursdays**. Spellings will be set fortnightly and tested fortnightly. Reading records should be signed and dated daily. Children should practise their times tables as often as possible.